
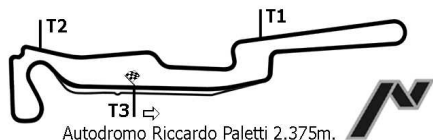


OPL 03/09/2010



ANALISI DEI TEMPI PROVE LIBERE

GIRO SETT.1 SETT.2 FINISH TEMPO

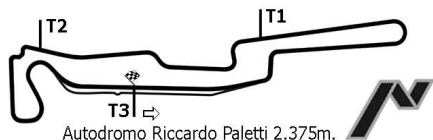
GIRO SETT.1 SETT.2 FINISH TEMPO

7 PASQUON Roberto


LOTUS ELISE

1)				1'33.259
2)				1'31.701
3)				1'28.284
4)				1'25.448
5)				1'25.554
6)				1'27.511
7)				1'23.374
8)				1'23.868
9)				1'51.793
10)			29.030	1'35.463
11)	36.904	20.784	27.019	1'24.707
12)	36.827	20.418	26.619	1'23.864
13)	36.155	19.912	27.152	1'23.219
14)	45.064	28.599	30.413	1'44.076
15)	44.339	24.216	27.892	1'36.447
16)	36.563	20.005	26.866	1'23.434
17)	36.576	19.870	26.966	1'23.412
18)	36.425	21.501	27.220	1'25.146
19)	54'37.522	27.366	32.061	55'36.949
20)	42.728	25.877	32.342	1'40.947
21)	37.964	22.195	29.331	1'29.490
22)	38.295	22.232	27.495	1'28.022
23)	38.660	22.368	30.098	1'31.126
24)	37.446	24.195	29.280	1'30.921
25)	37.297	21.144	27.262	1'25.703
26)	49.782	30.120	35.054	1'54.956
27)	48.096	24.427	29.421	1'41.944
28)	38.156	20.331	27.228	1'25.715
29)	37.076	20.406	26.955	1'24.437
30)	37.256	19.854	28.880	1'25.990
31)	39.668	23.023	28.087	1'30.778
32)	36.934	20.552	27.218	1'24.704
33)	45.215	28.109	37.030	1'50.354

OPL 03/09/2010



ANALISI DEI TEMPI PROVE LIBERE




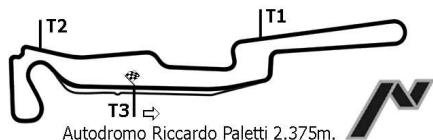
GIRO SETT.1 SETT.2 FINISH TEMPO

GIRO SETT.1 SETT.2 FINISH TEMPO

10 MARZULLO Gabriele
PORSCHÉ 996

1)				1'24.660
2)				1'24.387
3)				2'12.241
4)				1'32.374
5)				1'22.929
6)				1'23.402
7)				1'24.847
8)	17'55.923	23.200	29.997	18'49.120
9)	40.686	21.279	28.091	1'30.056
10)	36.173	20.677	27.023	1'23.873
11)	9'02.640	22.537	29.216	9'54.393
12)	35.543	20.592	26.898	1'23.033
13)	35.953	20.325	27.387	1'23.665
14)	43'00.388	25.754	29.432	43'55.574
15)	36.056	20.295	26.984	1'23.335
16)	35.513	20.187	26.551	1'22.251
17)	34.366	20.113	27.403	1'21.882
18)	34.460	19.596	26.490	1'20.546
19)	34.261	21.009	26.694	1'21.964
20)	35.737	20.610	26.931	1'23.278
21)	35.863	23.431	33.478	1'32.772
22)	44'23.598	24.214	29.794	45'17.606
23)	35.636	20.188	32.707	1'28.531
24)	1'16.470	21.262	28.334	2'06.066
25)	34.895	19.946	27.045	1'21.886
26)	35.392	20.319	27.164	1'22.875
27)	34.508	20.249	26.672	1'21.429
28)	34.552	20.043	26.762	1'21.357
29)	34.765	20.861	27.136	1'22.762
30)	20'36.936	24.756	30.134	21'31.826
31)	35.840	21.161	27.513	1'24.514
32)	35.733	22.040	27.414	1'25.187
33)	35.270	20.452	27.539	1'23.261
34)	34.906	19.760	26.766	1'21.432
35)	35.029	20.093	27.117	1'22.239

OPL 03/09/2010



ANALISI DEI TEMPI PROVE LIBERE

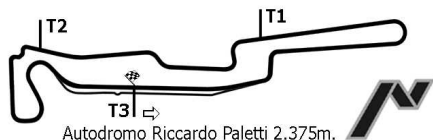
Autodromo Riccardo Paletti 2.375m.

Autodromo Riccardo Paletti 2.375m.


	GIRO	SETT.1	SETT.2	FINISH	TEMPO
17	CAPORELLI Gianmarco				
	RENAULT CLIO				
1)	1'24.948	21.626	28.368		1'29.251
2)	38.738	21.630	28.551		1'28.919
3)	39.063	22.346	28.780		1'30.189
4)	38.645	22.578	29.263		1'30.486
5)	38.878	21.383	28.262		1'28.523
6)	38.795	21.337	28.044		1'28.176
7)	43.454	24.915	31.107		1'39.476
8)	42.799	23.474	28.811		1'35.084
9)	37.916	21.600	27.979		1'27.495
10)	38.716	21.564	27.997		1'28.277
11)	38.827	20.968	27.706		1'27.501
12)	38.577	20.945	27.949		1'27.471
13)	38.208	20.771	27.618		1'26.597
14)	37.911	21.414	27.852		1'27.177
15)	38.917	21.959	28.988		1'29.864
16)	44.002	25.208	30.800		1'40.010
17)	12'13.889	27.574	35.935		13'17.398
18)	41.272	23.668	31.832		1'36.772
19)	39.885	22.601	30.005		1'32.491
20)	39.812	21.874	29.312		1'30.998
21)	39.975	22.958	32.121		1'35.054
22)	42.219	21.665	28.652		1'32.536
23)	38.250	21.739	28.443		1'28.432
24)	38.333	22.012	28.778		1'29.123
25)	38.539	22.566	28.905		1'30.010
26)	45.202	29.864	33.019		1'48.085
27)	39.752	21.529	28.506		1'29.787
28)	21'32.232	22.573	28.940		22'23.745
29)	39.197	22.653	29.621		1'31.471
30)	39.461	21.931	28.559		1'29.951
31)	38.453	21.843	28.311		1'28.607
32)	38.848	21.757	28.467		1'29.072
33)	18'29.484	22.043	28.669		19'20.196
34)	39.095	21.425	28.151		1'28.671
35)	38.633	21.239	28.027		1'27.899
36)	38.834	21.278	27.893		1'28.005
37)	26'11.091	26.810	32.939		27'10.840
38)	42.594	23.346	29.896		1'35.836
39)	39.188	21.791	28.388		1'29.367
40)	5'14.057	24.776	33.215		6'12.048
41)	47.383	27.104	34.129		1'48.616
42)	46.636	23.173	30.362		1'40.171
43)	38.876	23.061	28.727		1'30.664
44)	38.694	21.992	28.154		1'28.840
45)	8'35.644	28.434	35.834		9'39.912
46)	40.118	22.398	29.301		1'31.817
47)	40.259	23.851	31.668		1'35.778
48)	39.035	22.066	29.093		1'30.194
49)	49.557	27.589	34.375		1'51.521
50)	38.902	21.750	28.202		1'28.854
51)	6'59.979	26.419	34.247		8'00.645
52)	45.107	26.339	31.915		1'43.361
53)	41.023	24.912	31.197		1'37.132
54)	44.074	23.683	31.710		1'39.467
55)	43.608	23.713	29.795		1'37.116

	GIRO	SETT.1	SETT.2	FINISH	TEMPO
56)	43.199	23.152	29.738		1'36.089
57)	14'00.234	27.224	30.665		14'58.123
58)	40.588	21.574	28.963		1'31.125
59)	39.802	21.419	28.276		1'29.497
60)	39.125	21.342	28.299		1'28.766
61)	38.953	21.186	28.447		1'28.586
62)	39.127	21.382	29.190		1'29.699
63)	39.056	20.862	28.307		1'28.225
64)	39.426	21.378	28.439		1'29.243
65)	38.844	21.042	28.021		1'27.907
66)	38.520	21.409	28.952		1'28.881
67)	38.557	21.315	28.168		1'28.040
68)	38.640	21.029	28.793		1'28.462
69)	40.785	20.982	29.779		1'31.546

OPL 03/09/2010



ANALISI DEI TEMPI PROVE LIBERE



GIRO SETT.1 SETT.2 FINISH TEMPO



GIRO SETT.1 SETT.2 FINISH TEMPO

26 CANTU Mirko

RENAULT CLIO

1)	24'43.954	23.043	31.279	1'38.365
2)	40.832	21.457	28.737	1'31.026
3)	39.627	20.798	28.988	1'29.413
4)	13'54.431	24.086	32.078	14'50.595
5)	42.150	22.617	29.903	1'34.670
6)	40.548	21.866	28.935	1'31.349
7)	46.085	21.601	28.753	1'36.439
8)	41.335	21.867	28.902	1'32.104
9)	30'17.516	25.547	32.625	31'15.688
10)	42.976	22.224	29.159	1'34.359
11)	34'15.581	28.400	32.750	35'16.731
12)	44.940	23.258	28.718	1'36.916
13)	39.554	21.111	29.760	1'30.425
14)	39.752	22.572	28.789	1'31.113
15)	40.546	22.190	29.266	1'32.002
16)	39.854	21.508	29.383	1'30.745
17)	03'11.965	25.156	31.774	:04'08.895
18)	41.462	22.402	29.336	1'33.200
19)	46.142	22.196	29.956	1'38.294
20)	41.131	21.514	29.512	1'32.157
21)	42.694	22.090	30.383	1'35.167
22)	40.833	21.569	30.467	1'32.869
23)	40.715	21.793	30.042	1'32.550
24)	41.140	22.126	29.466	1'32.732
25)	13'45.563	21.464	29.017	14'36.044
26)	39.364	20.533	28.693	1'28.590
27)	38.859	23.599	28.282	1'30.740
28)	39.133	21.460	28.321	1'28.914

OPL 03/09/2010



ANALISI DEI TEMPI PROVE LIBERE

GIRO SETT.1 SETT.2 FINISH TEMPO


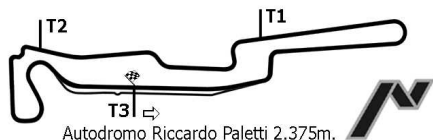
GIRO SETT.1 SETT.2 FINISH TEMPO

51 REDEGHERI Jacopo

RENAULT CLIO

1)	4'23.064	25.658	29.320	1'46.113
2)	44.877	22.389	27.733	1'34.999
3)	6'08.606	22.677	32.745	7'04.028
4)	39.605	20.356	27.738	1'27.699
5)	37.777	19.858	27.285	1'24.920
6)	47.286	31.793	32.839	1'51.918
7)	41.203	20.944	27.724	1'29.871
8)	38.100	19.747	27.180	1'25.027
9)	8'24.079	24.305	30.090	9'18.474
10)	39.715	22.271	29.207	1'31.193
11)	38.531	21.138	28.115	1'27.784
12)	38.200	22.767	27.838	1'28.805
13)	38.761	22.736	28.464	1'29.961
14)	37.768	20.609	27.923	1'26.300
15)	42.150	27.994	31.957	1'42.101
16)	44.057	24.397	30.417	1'38.871
17)	38.512	20.921	29.065	1'28.498
18)	37.873	20.446	29.278	1'27.597
19)	37.768	20.284	27.743	1'25.795
20)	11'02.046	24.063	32.236	:1'58.345
21)	41.312	21.790	28.542	1'31.644
22)	39.745	20.197	28.964	1'28.906
23)	38.239	21.796	28.549	1'28.584
24)	39.481	20.271	28.694	1'28.446
25)	41.989	21.411	30.875	1'34.275
26)	37.410	20.199	28.362	1'25.971
27)	22'15.401	28.119	35.440	23'18.960
28)	45.115	24.245	31.252	1'40.612
29)	41.102	22.863	30.053	1'34.018
30)	40.166	23.001	28.954	1'32.121
31)	39.521	22.406	28.764	1'30.691
32)	41.636	21.765	28.324	1'31.725
33)	38.395	21.185	28.429	1'28.009
34)	38.622	21.355	28.494	1'28.471
35)	38.378	20.980	28.570	1'27.928
36)	37.881	20.859	28.483	1'27.223
37)	39.273	20.918	30.617	1'30.808
38)	37.768	20.507	28.138	1'26.413
39)	6'22.221	26.381	31.626	7'20.228
40)	45.958	34.916	31.332	1'52.206
41)	41.255	21.449	28.610	1'31.314
42)	38.527	20.477	30.152	1'29.156
43)	38.674	20.577	28.058	1'27.309
44)	44.198	24.568	34.292	1'43.058
45)	40.550	20.772	28.400	1'29.722
46)	45.566	27.297	35.062	1'47.925
47)	22'12.048	21.528	29.767	23'03.343
48)	38.756	21.403	28.953	1'29.112
49)	37.868	20.051	27.871	1'25.790
50)	37.614	20.722	29.129	1'27.465
51)	37.917	27.485	34.924	1'40.326
52)	57.757	31.518	29.881	1'59.156
53)	38.678	22.773	29.607	1'31.058
54)	37.906	20.304	28.352	1'26.562

OPL 03/09/2010



ANALISI DEI TEMPI PROVE LIBERE

Autodromo Riccardo Paletti 2.375m.

Autodromo Riccardo Paletti 2.375m.

GIRO SETT.1 SETT.2 FINISH TEMPO

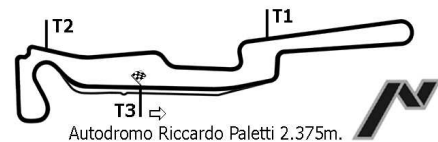
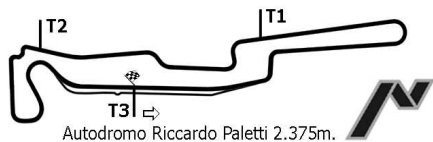
GIRO SETT.1 SETT.2 FINISH TEMPO

69 PISANO Pier

HONDA CIVIC

1)	12'06.582	22.972	28.533	1'44.206
2)	37.239	20.996	27.825	1'26.060
3)	37.669	23.647	28.180	1'29.496
4)	37.694	22.431	28.241	1'28.366
5)	37.025	26.544	28.443	1'32.012
6)	37.148	20.246	28.131	1'25.525
7)	37.280	21.075	29.662	1'28.017
8)	36.788	20.139	28.486	1'25.413
9)	36.822	20.327	27.876	1'25.025
10)	37.791	20.185	35.340	1'33.316
11)	40.527	19.841	28.117	1'28.485
12)	36.767	19.779	28.213	1'24.759
13)	8'29.376	41.508	38.291	9'49.175

OPL 03/09/2010



ANALISI DEI TEMPI PROVE LIBERE

GIRO SETT.1 SETT.2 FINISH TEMPO

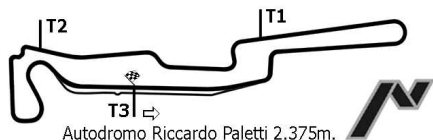
GIRO SETT.1 SETT.2 FINISH TEMPO

71 **CIOTTI Ginetto**


LOTUS ELAN

1)				1'40.587
2)				1'39.118
3)				1'38.215
4)				1'38.501
5)				1'37.311
6)	40'56.558	24.973	34.208	:41'55.739
7)	45.307	24.572	33.136	1'43.015
8)	44.013	24.386	32.868	1'41.267
9)	44.210	24.050	32.591	1'40.851
10)	43.497	24.911	31.977	1'40.385

OPL 03/09/2010



ANALISI DEI TEMPI PROVE LIBERE



GIRO SETT.1 SETT.2 FINISH TEMPO

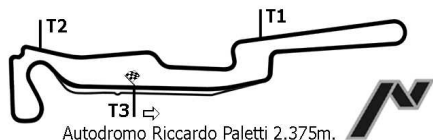
GIRO SETT.1 SETT.2 FINISH TEMPO

72 GASPARINI Leonardo


WESTFIELD ME

1)				1'21.094
2)				1'20.161
3)			25.235	1'19.032
4)	34.568	20.009	25.848	1'20.425
5)	42.220	26.335	34.065	1'42.620
6)	49.562	25.936	28.860	1'44.358
7)	33.458	18.926	24.944	1'17.328
8)	33.104	18.364	25.617	1'17.085
9)	34.173	18.448	25.095	1'17.716
10)	26'46.653	22.401	25.714	27'34.768
11)	34'42.464	19.069	26.495	35'28.028
12)	35.718	19.098	25.363	1'20.179
13)	34.416	18.925	25.477	1'18.818
14)	33.170	18.507	25.190	1'16.867
15)	11'16.054	20.508	25.849	12'02.411
16)	32.694	18.187	25.150	1'16.031
17)	33.080	18.279	25.304	1'16.663
18)	32.593	18.300	24.692	1'15.585
19)	43.113	26.311	36.456	1'45.880
20)	49.699	25.922	29.402	1'45.023
21)	33.345	18.224	24.927	1'16.496
22)	32.225	18.564	35.132	1'25.921
23)	13'29.205	21.704	27.826	14'18.735
24)	37.711	23.243	26.865	1'27.819
25)	10'14.447	19.435	25.669	10'59.551
26)	33.907	18.347	24.465	1'16.719
27)	32.691	18.145	24.611	1'15.447
28)	32.248	18.068	24.841	1'15.157
29)	52.211	27.312	32.294	1'51.817

OPL 03/09/2010



ANALISI DEI TEMPI PROVE LIBERE



GIRO SETT.1 SETT.2 FINISH TEMPO


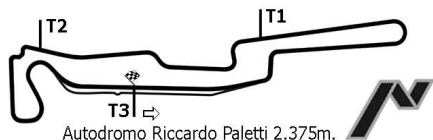
GIRO SETT.1 SETT.2 FINISH TEMPO

73 PIRAZZI Matteo

FISHER

1)				1'23.647
2)				1'20.436
3)				1'19.924
4)				1'20.762
5)	5'01.148	20.384	26.208	5'47.740
6)	34.682	19.027	25.820	1'19.529
7)	34.803	19.018	26.039	1'19.860
8)	34.590	27.310	35.076	1'36.976
9)	22'29.408	21.225	26.388	23'17.021
10)	35.220	19.139	25.919	1'20.278
11)	34'52.971	19.023	26.480	35'38.474
12)	35.285	19.529	25.921	1'20.735
13)	34.925	19.081	26.237	1'20.243
14)	34.960			1'20.131
15)	34.763	19.230	25.987	1'19.980
16)	34.661			1'19.402
17)	35.372			1'19.976
18)	35.113	20.758	25.879	1'21.750
19)	35.059	20.748	25.914	1'21.721
20)	34.390	18.853	26.263	1'19.506
21)	27'26.655	20.288	27.730	28'14.673
22)	39.044	22.235	26.789	1'28.068
23)	10'12.707	19.405	27.637	10'59.749
24)	35.724	19.762	25.678	1'21.164
25)	34.753	19.094	26.662	1'20.509
26)	34.628			1'20.395
27)	34.931	18.967	26.776	1'20.674
28)	35.063	20.272	26.736	1'22.071
29)	35.898	19.389	36.162	1'31.449

OPL 03/09/2010



ANALISI DEI TEMPI PROVE LIBERE

GIRO SETT.1 SETT.2 FINISH TEMPO

GIRO SETT.1 SETT.2 FINISH TEMPO

74 NEGRA Pietro

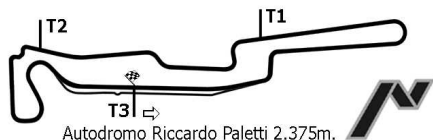
KTM X-BOW

1)		1'27.400
2)		1'22.149
3)	34.277	1'20.233
4)	5'42.374	6'27.894
5)	33.896	1'18.515
6)	34.289	1'19.933
7)	34.426	1'18.736
8)	33.860	1'31.078
9)	15'02.792	15'46.671
10)	33.330	1'16.356
11)	33.153	1'15.795
12)	33.259	1'15.462
13)	39.922	1'24.095
14)	19'36.615	20'19.727
15)	34.287	1'16.989
16)	34.815	1'19.173
17)	33.355	12'06.178
18)	35.781	1'20.304
19)	33.563	1'18.845
20)	33.608	1'17.097
21)	33.510	1'16.605
22)	4'42.939	5'26.290
23)	35.033	1'18.067
24)	33.467	1'15.713
25)	17'11.945	17'54.963
26)	6'06.044	6'48.891
27)	33.155	1'15.530
28)	5'21.082	6'08.658
29)	35.661	1'22.841
30)	36.247	1'23.449
31)	35.680	1'23.103
32)	35.802	1'22.461
33)	35.109	1'21.306
34)	34.948	1'20.991
35)	35.163	1'20.921
36)	35.556	1'21.198
37)	35.389	1'21.154
38)	6'26.353	7'23.314
39)	42.684	1'33.237
40)	35.334	1'22.111
41)	35.212	1'21.558
42)	34.866	1'20.838
43)	34.926	1'20.491
44)	34.975	1'27.965
45)	35.399	1'20.632
46)	34.587	1'20.522
47)	5'36.833	6'35.040
48)	36.236	1'21.724
49)	35.390	1'23.667
50)	34.945	1'20.750
51)	2'31.614	3'18.376
52)	35.081	1'20.453
53)	34.986	1'21.545
54)	35.705	1'21.665
55)	35.244	1'21.160


<i>GIRO</i>	<i>SETT.1</i>	<i>SETT.2</i>	<i>FINISH</i>	<i>TEMPO</i>
56)	3'09.156			4'02.181
57)	35.138			1'21.009

<i>GIRO</i>	<i>SETT.1</i>	<i>SETT.2</i>	<i>FINISH</i>	<i>TEMPO</i>
-------------	---------------	---------------	---------------	--------------

OPL 03/09/2010



ANALISI DEI TEMPI PROVE LIBERE



GIRO SETT.1 SETT.2 FINISH TEMPO

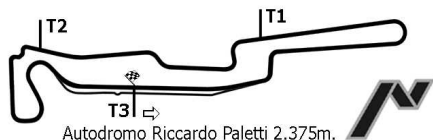
GIRO SETT.1 SETT.2 FINISH TEMPO

76 ORTICA Dario


CORVETTE C6

1)				1'31.027
2)	39.436	21.758	28.564	1'29.758
3)	38.779	24.836	38.162	1'41.777
4)	38.645	21.313	28.011	1'27.969
5)	19'13.193	25.984	31.767	20'10.944
6)	34'34.238	23.165	28.604	35'26.007
7)	38.913	22.262	28.605	1'29.780
8)	37.165			1'25.378
9)	39.144	20.944	27.570	1'27.658
10)	7'34.157	26.113	34.228	8'34.498
11)	38.392	21.320	28.949	1'28.661
12)	38.229	21.890	28.595	1'28.714
13)	37.502	21.063	27.759	1'26.324
14)	7'48.432	22.396	28.704	8'39.532
15)	37.319	21.668	27.817	1'26.804
16)	37.609	21.162	27.738	1'26.509
17)	36.887	21.053	27.948	1'25.888
18)	9'21.145	27.195	30.359	10'18.699
19)	37.954	21.553	31.504	1'31.011
20)	37.963	21.314	28.423	1'27.700
21)	5'40.510	22.730	32.106	6'35.346
22)	38.280	21.646	28.754	1'28.680
23)	26'21.138	23.333	29.955	27'14.426
24)	48.583	25.854	29.383	1'43.820
25)	49.298	31.280	29.842	1'50.420
26)	39.239	23.060	30.467	1'32.766
27)	39.487	22.130	30.536	1'32.153
28)	39.323	22.218	29.536	1'31.077

OPL 03/09/2010



ANALISI DEI TEMPI PROVE LIBERE



GIRO SETT.1 SETT.2 FINISH TEMPO

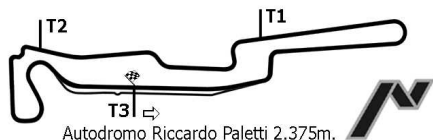
GIRO SETT.1 SETT.2 FINISH TEMPO

78 BALLANTINI Massimo


AUDI TT

1)			31.563	1'36.538
2)	40.448	23.903	30.736	1'35.087
3)	40.336	23.764	30.520	1'34.620
4)	40.404	23.104	30.301	1'33.809
5)	40.146	23.439	30.342	1'33.927
6)	42.145	23.762	30.009	1'35.916
7)	41.743	28.298	31.310	1'41.351
8)	40.459	23.618	35.691	1'39.768
9)	46'35.304	24.501	32.874	47'32.679
10)	41.897	23.762	30.799	1'36.458
11)	40.661	23.029	30.313	1'34.003
12)	41.287	23.068	30.466	1'34.821
13)	41.654	22.250	30.245	1'34.149
14)	40.295	23.844	31.226	1'35.365
15)	41.393	22.357	30.069	1'33.819
16)	45.985	23.432	33.527	1'42.944
17)	58'52.913	26.054	32.813	59'51.780
18)	40.152	23.352	31.410	1'34.914
19)	40.284	22.680	30.449	1'33.413
20)	40.881	23.782	30.683	1'35.346
21)	44.559	24.818	30.577	1'39.954
22)	43.546	23.681	32.833	1'40.060
23)	44.127	23.740	31.125	1'38.992
24)	41.297	22.510	32.401	1'36.208
25)	46.225	24.821	32.030	1'43.076
26)	40.242	22.649	30.845	1'33.736

OPL 03/09/2010



ANALISI DEI TEMPI PROVE LIBERE



GIRO SETT.1 SETT.2 FINISH TEMPO


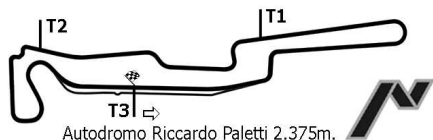
GIRO SETT.1 SETT.2 FINISH TEMPO

80 RAINIERI Giulio

ALFA ROMEO M

1)			30.848	1'37.038
2)	44.723	23.367	31.354	1'39.444
3)	43.030	22.954	30.912	1'36.896
4)	43.000	23.008	32.509	1'38.517
5)	43.815	23.172	33.074	1'40.061
6)	6'31.964	24.888	32.328	7'29.180
7)	44.061	23.496	31.669	1'39.226
8)	44.314	23.570	31.878	1'39.762
9)	44.830	25.274	33.811	1'43.915
10)	22'03.957	23.013	31.366	22'58.336
11)	11'25.321	24.837	34.419	12'24.577
12)	43.745	23.278	31.303	1'38.326
13)	43.780	23.260	30.953	1'37.993
14)	44.251	23.056	31.322	1'38.629
15)	43.849	23.857	32.251	1'39.957
16)	31'10.172	23.954	32.473	32'06.599
17)	44.766	24.051	31.194	1'40.011
18)	43.366	23.122	31.445	1'37.933
19)	43.688	23.288	31.479	1'38.455
20)	43.698	23.538	31.273	1'38.509
21)	16'39.036	24.513	32.801	17'36.350
22)	43.643	23.147	30.954	1'37.744
23)	44.945	23.010	31.742	1'39.697
24)	44.047	22.954	31.448	1'38.449
25)	43.978	23.086	32.760	1'39.824
26)	1'00.790	33.671	39.703	2'14.164
27)	43.669	22.986	33.216	1'39.871
28)	43.563	23.082	31.314	1'37.959
29)	1'02.892	38.869	42.633	2'24.394
30)	43.459	22.906	31.427	1'37.792
31)	43.435	23.172	31.251	1'37.858

OPL 03/09/2010



ANALISI DEI TEMPI PROVE LIBERE

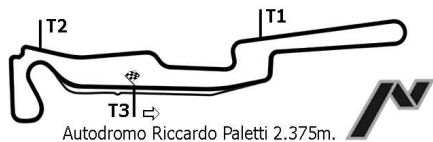
GIRO SETT.1 SETT.2 FINISH TEMPO

GIRO SETT.1 SETT.2 FINISH TEMPO

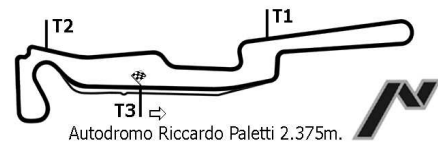
82 ZAMBERLAN Franco
LOTUS ELISE

1)				1'27.497
2)	36.957			1'45.042
3)	37.902	20.456	27.988	1'26.346
4)	36.306			1'22.170
5)	35.503			1'32.519
6)	38.190			1'29.669
7)	46'53.611	23.306	28.681	47'45.598
8)	35.676	23.461	30.523	1'29.660
9)	35.017			1'21.898
10)	35.078	19.527	27.463	1'22.068
11)	35.463			1'20.906
12)	34.212			1'19.655
13)	35.477			1'21.388
14)	34.746			1'21.253
15)	45.049			1'35.360
16)	35.435			1'28.514
17)	34.860			1'20.648
18)	34.486			1'22.275
19)	35.191			1'31.439
20)	36.305			1'22.702
21)	34.854			1'21.393
22)	35.549			1'27.971
23)	13'05.662			13'53.556
24)	35.750			1'21.781
25)	35.392			1'21.967
26)	35.051			1'22.209
27)	36.106	20.785	27.035	1'23.926
28)	36.042			1'24.654
29)	34.963			1'20.744
30)	34.988			1'21.437
31)	35.238			1'22.779
32)	34.909			1'21.130
33)	35.581			1'22.595
34)	35.256	19.545	26.558	1'21.359
35)	28'13.594	21.144	27.616	29'02.354
36)	38.513	22.836	31.551	1'32.900
37)	44.290			1'45.697
38)	38.744			1'32.420
39)	41.675	22.091	30.096	1'33.862
40)	38.407			1'28.920
41)	13'32.445			14'20.325
42)	35.557	20.386	26.918	1'22.861

OPL 03/09/2010



ANALISI DEI TEMPI PROVE LIBERE



GIRO SETT.1 SETT.2 FINISH TEMPO


GIRO SETT.1 SETT.2 FINISH TEMPO

84 CIOTTI Fabio

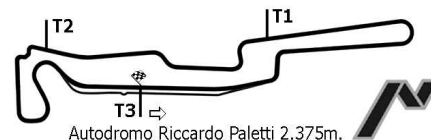
LOTUS ELAN

1)				1'27.232
2)				1'27.512
3)	38.212	21.611	27.579	1'27.402
4)	14'45.918		14'38.475	:15'38.539
5)	41.099			1'31.704
6)	37.579			1'24.726
7)	37.634	19.855	26.779	1'24.268
8)	37.359			1'23.622
9)	37.362	20.530	35.688	1'33.580
10)	37.618			1'26.533
11)	44.058			1'39.239

OPL 03/09/2010



ANALISI DEI TEMPI PROVE LIBERE



GIRO SETT.1 SETT.2 FINISH TEMPO

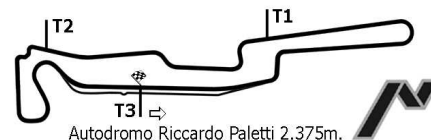

GIRO SETT.1 SETT.2 FINISH TEMPO

86 SCOTTI Michele

LOTUS ELISE

1)	42'31.267	24.617	32.332	1'41.420
2)	41.980	23.629	30.372	1'35.981
3)	41.449	23.963	37.638	1'43.050
4)	10'12.585	24.832	31.167	11'08.584
5)	41.129	23.469	30.309	1'34.907
6)	42.502	22.541	29.688	1'34.731
7)	41.109	23.144	29.716	1'33.969
8)	40.442	22.987	30.145	1'33.574
9)	30'41.748	25.559	32.496	31'39.803
10)	43.909	23.670	31.183	1'38.762
11)	40.041	22.208	29.867	1'32.116
12)	40.758	22.260	29.486	1'32.504
13)	49.150	28.760	37.528	1'55.438
14)	48.469	29.347	31.460	1'49.276
15)	39.116	21.521	29.761	1'30.398
16)	49.668	29.191	40.605	1'59.464
17)	1'00.845	30.235	31.142	2'02.222
18)	39.058	21.676	29.191	1'29.925
19)	39.685	21.588	29.402	1'30.675
20)	52.823	30.136	39.083	2'02.042
21)	51.675	22.689	30.191	1'44.555
22)	28'05.260	25.228	31.426	29'01.914
23)	40.469	22.330	30.292	1'33.091
24)	39.600	21.899	29.604	1'31.103
25)	39.270	21.555	28.792	1'29.617
26)	39.420	21.171	29.001	1'29.592
27)	51.047	26.875	31.190	1'49.112
28)	45.757	28.282	38.712	1'52.751
29)	56.758	30.027	33.820	2'00.605
30)	39.200	21.480	29.267	1'29.947
31)	39.095	21.239	29.966	1'30.300

OPL 03/09/2010




ANALISI DEI TEMPI PROVE LIBERE

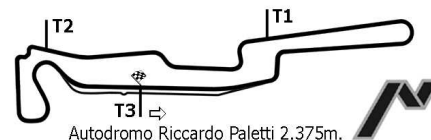
GIRO	SETT.1	SETT.2	FINISH	TEMPO
91	GHIBAUDIO Martino			
	MAZDA MX-5			
1)				1'41.305
2)				1'37.436
3)				1'36.315
4)	54.953			2'03.135
5)	41.749			1'36.739
6)	44.428			1'39.446
7)	41.780			1'38.939
8)	52.984			2'02.291
9)	41.648			1'35.852
10)	41.873			1'36.107
11)	47.496			1'49.255
12)	40.917			1'35.860
13)	41.009			1'35.263
14)	23'38.137			24'43.294
15)	43.830			1'39.580
16)	41.509			1'35.766
17)	41.013			1'35.603
18)	47.091			1'49.546
19)	41.296			1'36.899
20)	40.790			1'37.985
21)	41.456			1'35.602
22)	49.584			1'57.502
23)	41.736			1'35.922
24)	32'49.497			33'49.658
25)	40.765			1'33.561
26)	40.398			1'33.225
27)	10'54.294			11'50.593
28)	45.165			1'40.701
29)	40.298			1'32.442
30)	39.769			1'32.484
31)	50.477			1'54.096
32)	41.029			1'35.651
33)	40.300			1'34.183
34)	56.820			2'08.974
35)	40.884			1'32.892
36)	41.238			1'44.103
37)	31'30.643			32'31.127
38)	41.338			1'34.458
39)	40.660			1'33.429
40)	40.655			1'33.010
41)	54.659			2'00.450
42)	40.759			1'34.135
43)	41.520			1'35.845
44)	41.091			1'34.159
45)	51.740			2'03.253
46)	40.889			1'33.807
47)	39.967			1'32.603
48)	41.305			1'34.021
49)	51.092			1'57.552
50)	40.388			1'33.133
51)	40.976			1'33.340
52)	40.505			1'34.576
53)	40.213			1'33.449
54)	52.394			1'57.701
55)	41.098			1'33.303

GIRO	SETT.1	SETT.2	FINISH	TEMPO
56)	40.786			1'35.796
57)	57.667			2'05.279
58)	41.240			1'34.903
59)	40.916			1'39.241
60)	51.038			1'56.326
61)	41.716			1'37.230
62)	40.908			1'33.057
63)	42.857			1'34.960

OPL 03/09/2010



ANALISI DEI TEMPI PROVE LIBERE



GIRO SETT.1 SETT.2 FINISH TEMPO


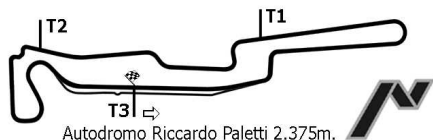
GIRO SETT.1 SETT.2 FINISH TEMPO

92 D'ANNA Alessio

OPEL GT

1)	27'16.669	21.219	28.473	1'28.371
2)	38.307	20.783	28.128	1'27.218
3)	37.980	20.599	27.708	1'26.287
4)	11'56.342	23.894	28.281	12'48.517
5)	37.431	20.207	27.742	1'25.380
6)	38.043	20.449	32.802	1'31.294
7)	56.534	27.936	35.820	2'00.290
8)	37.464	20.419	27.518	1'25.401
9)	37.409	20.440	27.209	1'25.058
10)	24'36.030	22.651	28.041	25'26.722
11)	37.895	20.477	27.451	1'25.823
12)	38'23.081	21.535	29.290	39'13.906
13)	39.461	20.494	28.712	1'28.667
14)	38.068	20.274	27.979	1'26.321
15)	19'19.774	22.392	28.482	20'10.648
16)	38.020	20.423	27.901	1'26.344
17)	37.635	20.337	27.826	1'25.798
18)	48'22.964	22.102	27.785	49'12.851
19)	38.067	20.297	28.250	1'26.614
20)	38.076	20.276	28.242	1'26.594
21)	38.198	20.465	27.974	1'26.637

OPL 03/09/2010



ANALISI DEI TEMPI PROVE LIBERE

GIRO SETT.1 SETT.2 FINISH TEMPO

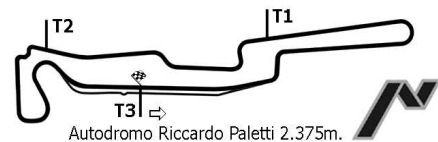
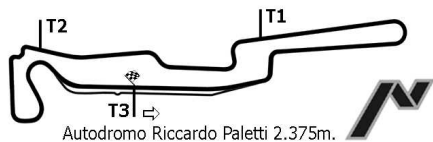
GIRO SETT.1 SETT.2 FINISH TEMPO

93 MANZOTTI Cristian

HONDA S2000

1)				1'26.800
2)				1'22.231
3)				1'20.596
4)			26.250	1'20.868
5)	35.244	19.229	25.939	1'20.412
6)	20'45.689	23.128	28.527	:21'37.344
7)	39.580	20.151	26.820	1'26.551
8)	35.836	19.639	26.025	1'21.500
9)	35.125	19.008	25.872	1'20.005
10)	35.129	19.147	25.708	1'19.984
11)	35.180	19.078	26.414	1'20.672
12)	35.213	19.071	25.752	1'20.036
13)	36.123	25.914	29.622	1'31.659
14)	43.322	22.014	28.178	1'33.514
15)	35.159	18.825	25.682	1'19.666
16)	35.139	19.212	25.496	1'19.847

OPL 03/09/2010



ANALISI DEI TEMPI PROVE LIBERE

Autodromo Riccardo Paletti 2.375m.

Autodromo Riccardo Paletti 2.375m.

GIRO SETT.1 SETT.2 FINISH TEMPO

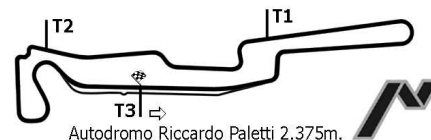

GIRO SETT.1 SETT.2 FINISH TEMPO

94 RUINI Simone

FORD FOCUS R

1)				1'34.634
2)				1'41.259
3)				1'34.796
4)				1'35.109
5)	41.479	22.637	30.112	1'34.228
6)	56'58.992	22.566	30.446	:57'52.004
7)	42.269	22.165	30.006	1'34.440
8)	41.756	22.177	31.453	1'35.386
9)	41.432	22.422	29.978	1'33.832
10)	41.124	23.328	30.865	1'35.317
11)	42.110	21.999	30.001	1'34.110
12)	44.484	22.742	33.924	1'41.150

OPL 03/09/2010



ANALISI DEI TEMPI PROVE LIBERE

Autodromo Riccardo Paletti 2.375m.

Autodromo Riccardo Paletti 2.375m.

GIRO SETT.1 SETT.2 FINISH TEMPO

GIRO SETT.1 SETT.2 FINISH TEMPO

95 MOTTO Massimo

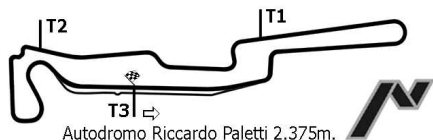
PORSCHE 996

1)	6'07.251	21.396	28.236	1'29.363
2)	35.778	19.990	27.359	1'23.127
3)	5'44.403	20.267	26.730	6'31.400
4)	39.901	19.590	26.798	1'26.289
5)	34.959	19.756	26.954	1'21.669
6)	34.896	19.825	27.096	1'21.817
7)	34.682	19.359	26.671	1'20.712
8)	34.825	19.085	26.700	1'20.610
9)	36.077	19.686	26.735	1'22.498
10)	35.049	19.763	26.448	1'21.260
11)	34.677	20.487	30.158	1'25.322
12)	35.990	20.183	26.882	1'23.055
13)	35.626	20.445	27.465	1'23.536
14)	34.923	19.602	27.032	1'21.557
15)	26'22.407	22.567	28.982	27'13.956
16)	41.379	20.251	27.846	1'29.476
17)	37.134	20.240	27.493	1'24.867
18)	35.859	20.169	27.197	1'23.225
19)	35.254	19.768	27.287	1'22.309
20)	35.372	19.616	29.865	1'24.853
21)	34.987	19.506	27.417	1'21.910
22)	36.371	19.599	27.498	1'23.468
23)	35.200	20.469	27.930	1'23.599
24)	37.036	19.368	26.820	1'23.224
25)	6'51.364	22.082	28.218	7'41.664
26)	36.524	19.665	28.140	1'24.329
27)	35.346	19.695	27.073	1'22.114
28)	35.546	19.727	26.997	1'22.270
29)	37'22.422	22.878	29.578	38'14.878
30)	39.074	21.345	27.729	1'28.148
31)	35.402	19.498	33.667	1'28.567
32)	36.636	20.455	27.291	1'24.382
33)	35.509	19.654	26.793	1'21.956
34)	39.216	19.774	26.731	1'25.721
35)	36.871	19.475	27.926	1'24.272
36)	37.092	19.236	27.680	1'24.008
37)	34.922	19.902	28.566	1'23.390
38)	36.225	19.681	27.657	1'23.563
39)	36.224	19.750	27.448	1'23.422
40)	34.821	19.401	26.712	1'20.934
41)	35.288	19.720	26.955	1'21.963
42)	35.112	19.384	27.391	1'21.887
43)	35.303	20.104	27.112	1'22.519
44)	40'09.960	22.971	32.822	41'05.753
45)	40.007	21.441	28.722	1'30.170
46)	36.509	20.319	27.728	1'24.556
47)	35.721	20.362	26.887	1'22.970
48)	35.720	20.242	26.346	1'22.308
49)	35.210	19.331	26.499	1'21.040
50)	34.854	19.362	26.188	1'20.404
51)	35.102	19.494	28.631	1'23.227
52)	34.852	18.976	26.445	1'20.273
53)	34.601	19.377	27.010	1'20.988
54)	34.390	20.269	27.442	1'22.101
55)	34.700	19.560	27.365	1'21.625


<i>GIRO</i>	<i>SETT.1</i>	<i>SETT.2</i>	<i>FINISH</i>	<i>TEMPO</i>
56)	34.711	19.095	28.274	1'22.080
57)	34.957	19.309	27.362	1'21.628

<i>GIRO</i>	<i>SETT.1</i>	<i>SETT.2</i>	<i>FINISH</i>	<i>TEMPO</i>
-------------	---------------	---------------	---------------	--------------

OPL 03/09/2010



ANALISI DEI TEMPI PROVE LIBERE



GIRO SETT.1 SETT.2 FINISH TEMPO

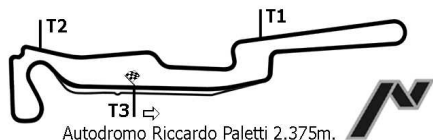
GIRO SETT.1 SETT.2 FINISH TEMPO

96 RIBONI Giovanni


BMW M3

1)				1'47.418
2)				1'28.464
3)				1'26.436
4)				1'26.095
5)				1'25.435
6)				1'25.846
7)	37.137	20.888	26.846	1'24.871
8)	36.814	20.224	27.059	1'24.097
9)	37.188	20.638	26.835	1'24.661
10)	36.940	20.586	28.308	1'25.834
11)	08'27.401	24.301	28.721	:09'20.423
12)	37.096	20.668	26.706	1'24.470
13)	36.666	20.580	27.697	1'24.943
14)	37.074	20.458	26.970	1'24.502
15)	36.621	20.471	27.011	1'24.103
16)	37.141	20.576	26.984	1'24.701
17)	36.692	20.313	26.964	1'23.969
18)	37.442	21.918	27.071	1'26.431
19)	38.347	20.609	27.331	1'26.287
20)	50'38.479	25.377	31.945	51'35.801
21)	45.227	23.874	28.260	1'37.361
22)	36.626	20.130	27.435	1'24.191
23)	36.717	20.085	26.749	1'23.551
24)	36.633	19.977	26.528	1'23.138
25)	36.031	20.547	26.529	1'23.107
26)	36.582	20.151	26.630	1'23.363
27)	36.569	20.895	26.939	1'24.403
28)	7'13.883	21.365	27.699	8'02.947
29)	37.895	20.666	26.852	1'25.413
30)	37.287	20.733	30.104	1'28.124

OPL 03/09/2010



ANALISI DEI TEMPI PROVE LIBERE



GIRO SETT.1 SETT.2 FINISH TEMPO

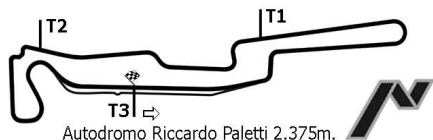
GIRO SETT.1 SETT.2 FINISH TEMPO

97 TRIULZI Sergio


LOTUS EXIGE

1)	18'09.574	20.500	27.507	1'24.245
2)	35.345	20.300	26.792	1'22.437
3)	35.782	19.076	26.699	1'21.557
4)	36.366	19.680	26.744	1'22.790
5)	35.313	19.472	26.291	1'21.076
6)	35.054	19.252	26.980	1'21.286
7)	35.530	19.423	27.598	1'22.551
8)	12'14.786	21.150	27.137	13'03.073
9)	36.760	19.716	26.510	1'22.986
10)	36.935	19.655	26.628	1'23.218
11)	36.462	19.846	26.557	1'22.865
12)	36.362	19.740	26.414	1'22.516
13)	36.284	20.415	27.137	1'23.836
14)	29'32.611	20.707	28.203	30'21.521
15)	36.383	19.494	27.455	1'23.332
16)	37.321	19.696	27.471	1'24.488
17)	36.508	19.628	28.455	1'24.591
18)	21'30.343	22.115	28.217	22'20.675
19)	37.503	21.120	26.884	1'25.507
20)	11'11.944	23.176	27.483	12'02.603
21)	36.470	19.619	26.684	1'22.773
22)	36.368	19.252	26.668	1'22.288
23)	46.028	24.923	31.415	1'42.366
24)	42.132	19.177	26.775	1'28.084
25)	36.145	21.849	30.353	1'28.347
26)	36.225	19.454	27.035	1'22.714
27)	28'08.758	20.794	27.385	28'56.937
28)	36.223	19.942	26.637	1'22.802
29)	36.237	19.152	27.361	1'22.750
30)	35.712	20.334	27.515	1'23.561
31)	36.192	19.791	26.817	1'22.800
32)	35.854	19.429	27.313	1'22.596
33)	4'03.006	21.816	26.826	4'51.648
34)	40.241	25.513	29.982	1'35.736
35)	1'18.470	23.078	27.826	2'09.374
36)	38.863	19.514	26.379	1'24.756

OPL 03/09/2010



ANALISI DEI TEMPI PROVE LIBERE



GIRO SETT.1 SETT.2 FINISH TEMPO


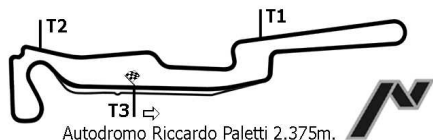
GIRO SETT.1 SETT.2 FINISH TEMPO

98 BIGNAMINI Matteo

PORSCHE 997

1)				1'27.910
2)				1'23.032
3)				1'23.717
4)				1'22.659
5)				1'56.698
6)	06'35.944			:07'23.594
7)	34.850			1'22.488
8)	35.622	19.737	27.469	1'22.828
9)	5'46.670	27.232	27.459	6'41.361
10)	36.904			1'23.900
11)	35.633			1'21.941
12)	34.534			1'21.276
13)	38'13.099		37'34.151	39'01.601
14)	35.418			1'21.734
15)	35.002			1'21.099
16)	47.271	48.472	34.056	2'09.799
17)	34.626	19.566	26.596	1'20.788
18)	34.302			1'20.133
19)	34.667	19.749	26.755	1'21.171
20)	57.635			2'27.774
21)	35.474	20.132	27.377	1'22.983
22)	34.007	19.501	26.089	1'19.597

OPL 03/09/2010



ANALISI DEI TEMPI PROVE LIBERE

GIRO SETT.1 SETT.2 FINISH TEMPO

GIRO SETT.1 SETT.2 FINISH TEMPO

99 MAGNAGNI Matteo

RENAULT CLIO

1)	26'31.936	23.321	29.063	1'33.085
2)	55.658	23.531	29.498	1'48.687
3)	40.244	22.924	28.883	1'32.051
4)	39.567	22.465	28.834	1'30.866
5)	39.737	22.448	28.836	1'31.021
6)	40.813	23.907	29.392	1'34.112
7)	39.872	22.859	28.737	1'31.468
8)	39.793	22.133	29.674	1'31.600
9)	40.115	23.805	30.150	1'34.070
10)	42.500	24.246	30.596	1'37.342
11)	40.681	22.821	29.121	1'32.623
12)	39.774	21.833	29.364	1'30.971
13)	39.801	21.945	29.619	1'31.365
14)	40.738	22.759	29.875	1'33.372
15)	09'09.945	24.610	32.132	:10'06.687
16)	40.592	23.269	31.184	1'35.045
17)	39.967	22.221	31.038	1'33.226
18)	40.451	22.630	29.879	1'32.960
19)	40.415	22.269	31.312	1'33.996
20)	39.780	22.622	30.072	1'32.474
21)	18'59.456	23.841	30.098	:19'53.395
22)	40.537	22.760	30.304	1'33.601
23)	40.353	21.998	29.511	1'31.862
24)	40.050	21.809	28.955	1'30.814
25)	39.628	21.635	29.092	1'30.355
26)	39.802	21.637	29.381	1'30.820
27)	39.776	22.589	29.418	1'31.783
28)	40.446	21.875	30.146	1'32.467
29)	40.361	22.104	29.634	1'32.099
30)	40.262	21.679	29.309	1'31.250

Esposta ore:

Il DSC: Rapi Andrea